

# 2016 Fact Sheet for Orleans Parish

7,838 Commercial Parcels
0 Industrial Parcels
29,947 Vacant Land Parcels
116,216 Residential Parcels
15,728 Exempt Real Parcels
<hr/>
169,729 Total Real Property Parcels

10,227 Businesses
64,454 Homestead Exemptions
16,327 Special Exemptions +
378 Public Service Parcels
378,715 Population *
151.78 Eastbank Millage Rate <span style="float: right;">(Per \$1,000 of Assessed Value)</span>
145.71 Westbank Millage Rate <span style="float: right;">(Per \$1,000 of Assessed Value)</span>

<b>Current Year --Eastbank</b>	<u>Assessed Value</u>	<u>Taxable Assessed Value</u>	<u>Est. Tax Dollars</u>
2016 Secured Roll	5,178,319,330.00	2,722,310,609.00	413,192,304.23
2016 Supplemental Roll			
<i>Total Secured and Supplemental</i>	5,178,319,330.00	2,722,310,609.00	413,192,304.23

<b>Current Year --Westbank</b>	<u>Assessed Value</u>	<u>Taxable Assessed Value</u>	<u>Est. Tax Dollars</u>
2016 Secured Roll	366,359,820.00	203,542,266.00	29,658,143.58
2016 Supplemental Roll			
<i>Total Secured and Supplemental</i>	366,359,820.00	203,542,266.00	29,658,143.58

	<u>Eastbank #</u>	<u>Westbank #</u>	<u>Total Parish #</u>
Est. Average Tax Bill	2,860.73	1,386.41	2,699.95
Est. Average Tax per Person	N/A	N/A	1,169.35
Est. Average Tax per Household @	N/A	N/A	6,034.95

\* Population Demographics from census.gov is a 2013 Population Estimate  
 + 15,492 Age Asmt Freezes, 638 Disability Asmt Freezes, 196 Veteran Asmt Freezes, 1 Spouse of Veteran Asmt Freezes  
 # Public Service Parcels not included in calculations. Special Asmt Tax Districts and Personal Property not included in calculations.  
 @ Only Includes single family Est. Tax Dollars and parcel counts

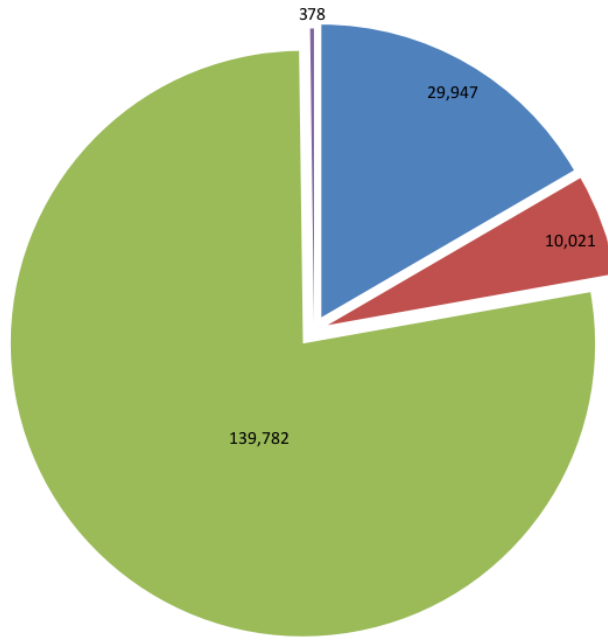
If you live on the **Eastbank**, For every \$100 of taxes:

- 15.10 GENERAL ALIMONY
- 16.87 FIRE & POLICE
- 5.64 PUBLIC LIBRARY
- 25.5 BOARD OF LIQUIDATION
- 16.43 SEWERAGE & WATER BOARD
- 0.32 AUDUBON PARK ZOO
- 2.99 AQUARIUM
- 45.31 SCHOOL BOARD
- 1.82 ECONOMIC DEVELOPMENT & HOUSING FUND
- 3.00 PARKWAY & RECREATION DEPT
- 1.82 CAPITAL IMPROVEMENTS & INFRASTRUCTURE TRUST FUND
- 1.90 STREET & TRAFFIC CONTROL
- 12.28 ORLEANS LEVEE DIST. (EAST BANK)

If you live on the **Westbank**, For every \$100 of taxes:

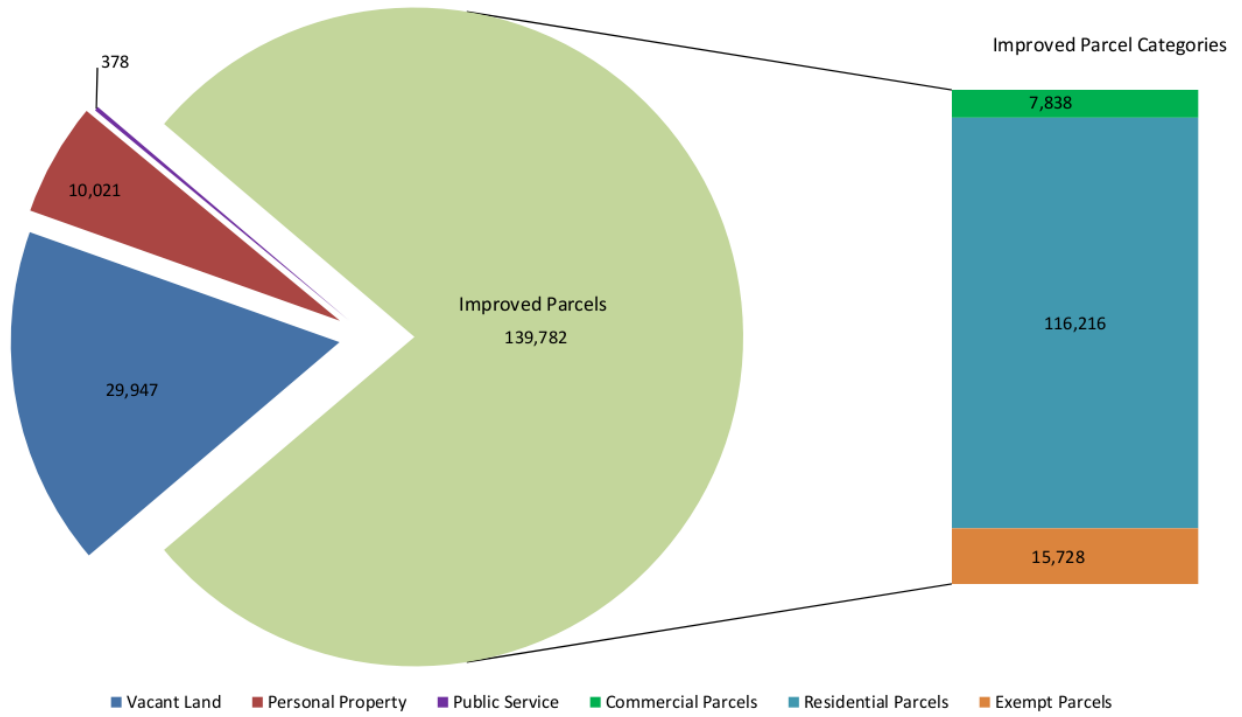
- 15.10 GENERAL ALIMONY
- 16.87 FIRE & POLICE
- 5.64 PUBLIC LIBRARY
- 25.5 BOARD OF LIQUIDATION
- 16.43 SEWERAGE & WATER BOARD
- 0.32 AUDUBON PARK ZOO
- 2.99 AQUARIUM
- 45.31 SCHOOL BOARD
- 1.82 ECONOMIC DEVELOPMENT & HOUSING FUND
- 3.00 PARKWAY & RECREATION DEPT
- 1.82 CAPITAL IMPROVEMENTS & INFRASTRUCTURE TRUST FUND
- 1.90 STREET & TRAFFIC CONTROL
- 6.21 ORLEANS LEVEE DIST. (WEST BANK)

### 2016 Orleans Parish Parcel Count

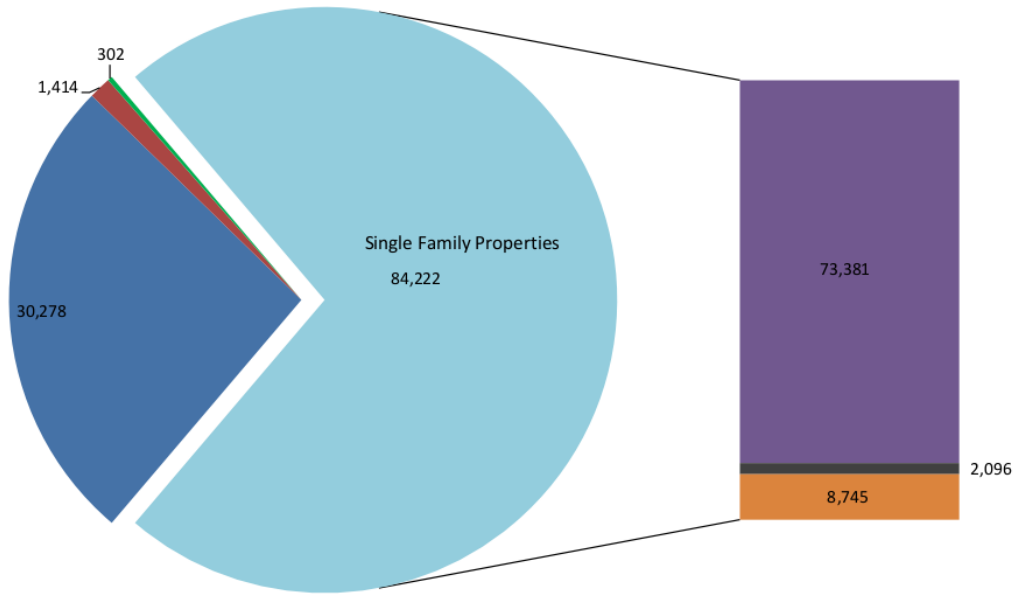


■ Vacant Land ■ Personal Property ■ Improved Parcels ■ Public Service

# 2016 Orleans Parish Parcel Breakdown



# Residential Property Type Counts



■ Multi-Family ■ Apartments ■ Other Residential ■ Single Family Homes ■ Townhomes ■ Condominiums