

## 2020 Table Breakdown

	Parcel Count	Value	Asmt	Adjusted Asmt	
Comm Parcels	7,191	9,051,565,860	1,162,693,470	1,161,239,030	
Residential Parcels	118,231	30,692,932,340	2,914,898,040	2,437,075,390	
Vacant Land Parel (Com)	1,989	391,056,800	38,891,770	38,891,770	
Vacant Land Parel (Res)	24,853	738,160,630	71,450,200	71,420,200	
Personal Property Parcels	10,839	4,826,047,682	528,504,920	543,771,340	
Public Service (Real)	252	107,425,170	13,480,480	13,480,480	
Public Service (PP)	98	148,018,550	148,018,550	148,018,550	
<b>Totals</b>	<b>163,453</b>	<b>45,955,207,032</b>	<b>4,877,937,430</b>	<b>4,413,896,760</b>	
Homestead Exemptions	66,396			-479,307,090	
# of Businesses	10,839				
# of Exempt Properties (RE)	12,543	22,474,235,460	2,742,139,090	0	
# of Exempt Properties (PP)	206	30,104,861	1,809,240	0	
# of Single Family	86,953				
Total Real Estate	164,807	63,347,951,090	6,930,072,570	3,708,626,390	
Total Personal Property	11,045	4,856,152,543	530,314,160	543,771,340	
Total Public Service	350	255,443,720	161,499,030	161,499,030	
	176,202	68,459,547,353	7,621,885,760	4,413,896,760	Total Taxable Asmt

\*\*\* PP Taxable contains Penaltys

# 2020 Fact Sheet for Orleans Parish

7,191 Commercial Parcels  
 0 Industrial Parcels  
 26,842 Vacant Land Parcels  
 118,231 Residential Parcels  
 12,543 Exempt Real Parcels  


---

 164,807 Total Real Property Parcels

10,839 Businesses  
 66,396 Homestead Exemptions  
 17,552 Special Exemptions +  
 358 Public Service Parcels  
 378,715 Population \*  
 151.08 Eastbank Millage Rate (Per \$1,000 of Assessed Value)  
 151.36 Westbank Millage Rate (Per \$1,000 of Assessed Value)

<b>Current Year --Eastbank</b>	<u>Assessed Value #</u>	<u>Taxable Assessed Value #</u>	<u>Est. Tax Dollars #</u>
2018 Secured Roll	3,901,018,970.00	3,488,725,210.00	527,076,604.73
2018 Supplemental Roll			
<i>Total Secured and Supplemental</i>	3,901,018,970.00	3,488,725,210.00	527,076,604.73

<b>Current Year --Westbank</b>	<u>Assessed Value #</u>	<u>Taxable Assessed Value #</u>	<u>Est. Tax Dollars #</u>
2018 Secured Roll	286,914,510.00	219,901,180.00	33,284,242.60
2018 Supplemental Roll			
<i>Total Secured and Supplemental</i>	286,914,510.00	219,901,180.00	33,284,242.60

	<u>Eastbank #</u>	<u>Westbank #</u>	<u>Total Parish #</u>
Est. Average Tax Bill	3,957.24	1,711.10	3,680.19
Est. Average Tax per Person	N/A	N/A	1,479.64
Est. Average Tax per Household @	N/A	N/A	7,462.13

\* Population Demographics from census.gov is a 2013 Population Estimate  
 + 16,611 Age Asmt Freezes, 576 Disability Asmt Freezes, 363 Veteran Asmt Freezes, 2 Spouse of Veteran Asmt Freezes  
 # Public Service Parcels not included in calculations. Special Asmt Tax Districts not included in calculations.  
 @ Only Includes single family Est. Tax Dollars and parcel counts

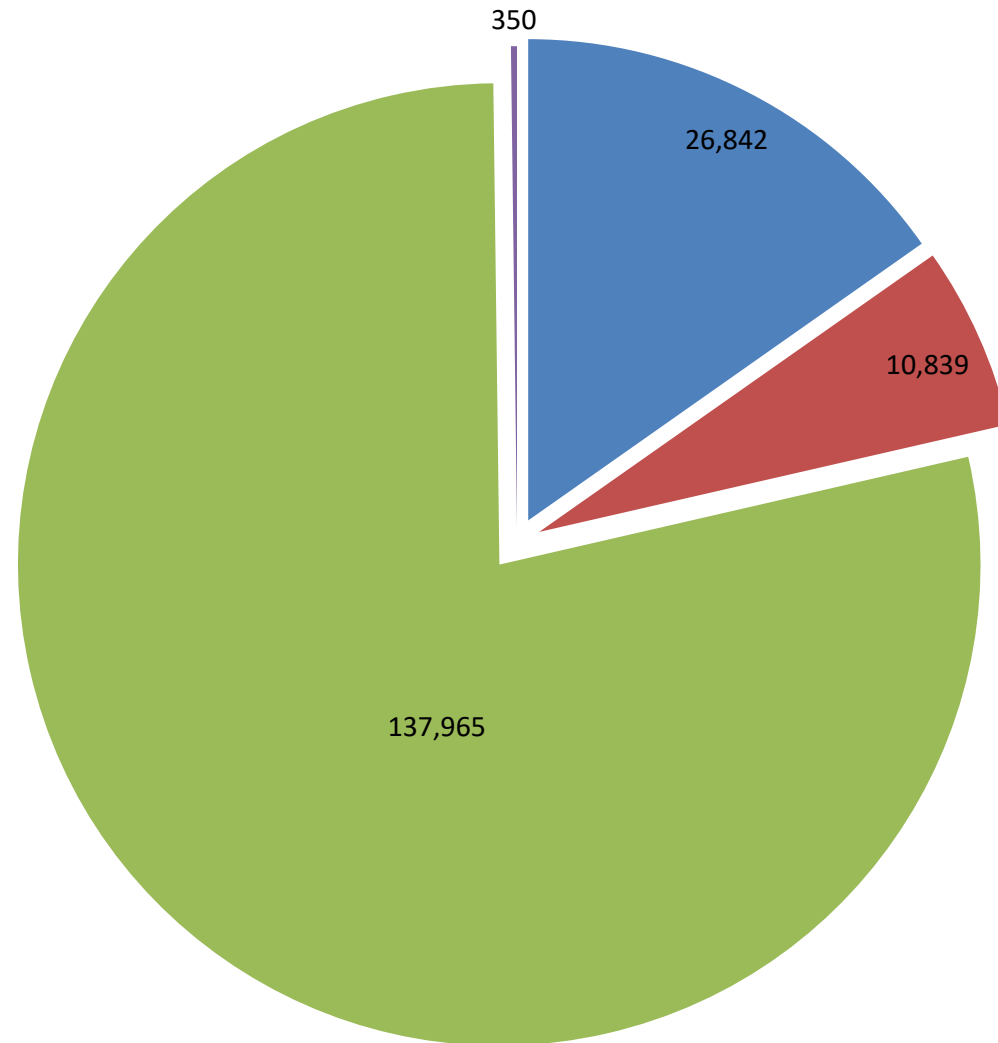
If you live on the **Eastbank**, For every \$100 of taxes:

9.80 GENERAL ALIMONY  
14.39 FIRE & POLICE  
3.66 PUBLIC LIBRARY  
16.55 BOARD OF LIQUIDATION  
10.53 SEWERAGE & WATER BOARD  
0.21 AUDUBON PARK ZOO  
1.94 AQUARIUM  
29.41 SCHOOL BOARD  
1.18 ECONOMIC DEVELOPMENT & HOUSING FUND  
1.95 PARKWAY & RECREATION DEPT  
1.18 CAPITAL IMPROVEMENTS & INFRASTRUCTURE TRUST FUND  
1.23 STREET & TRAFFIC CONTROL  
7.97 ORLEANS LEVEE DIST. (EAST BANK)

If you live on the **Westbank**, For every \$100 of taxes:

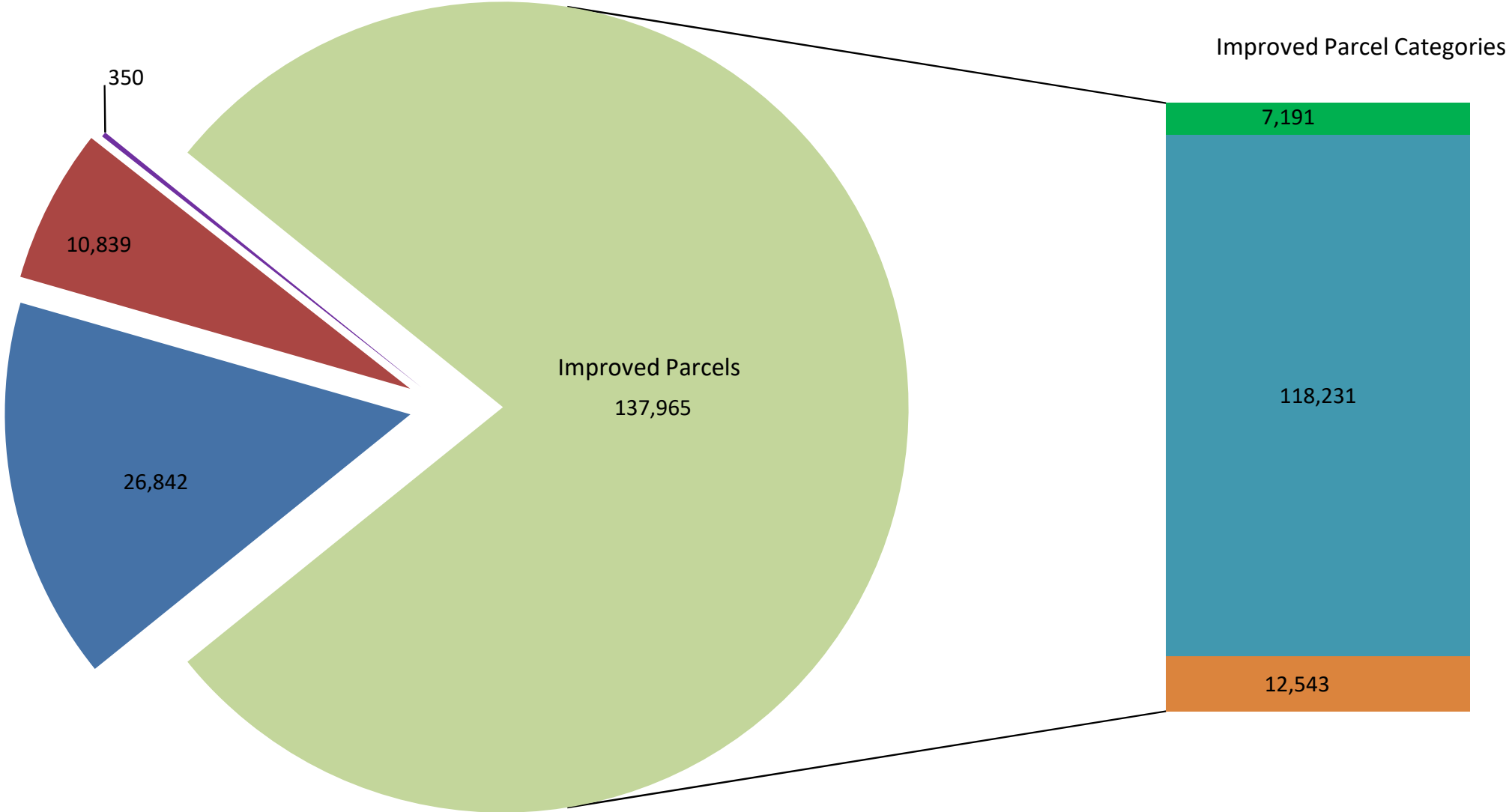
9.78 GENERAL ALIMONY  
14.36 FIRE & POLICE  
3.65 PUBLIC LIBRARY  
16.52 BOARD OF LIQUIDATION  
10.51 SEWERAGE & WATER BOARD  
0.21 AUDUBON PARK ZOO  
1.94 AQUARIUM  
29.35 SCHOOL BOARD  
1.18 ECONOMIC DEVELOPMENT & HOUSING FUND  
1.94 PARKWAY & RECREATION DEPT  
1.18 CAPITAL IMPROVEMENTS & INFRASTRUCTURE TRUST FUND  
1.23 STREET & TRAFFIC CONTROL  
8.14 ORLEANS LEVEE DIST. (WEST BANK)

## 2020 Orleans Parish Parcel Count



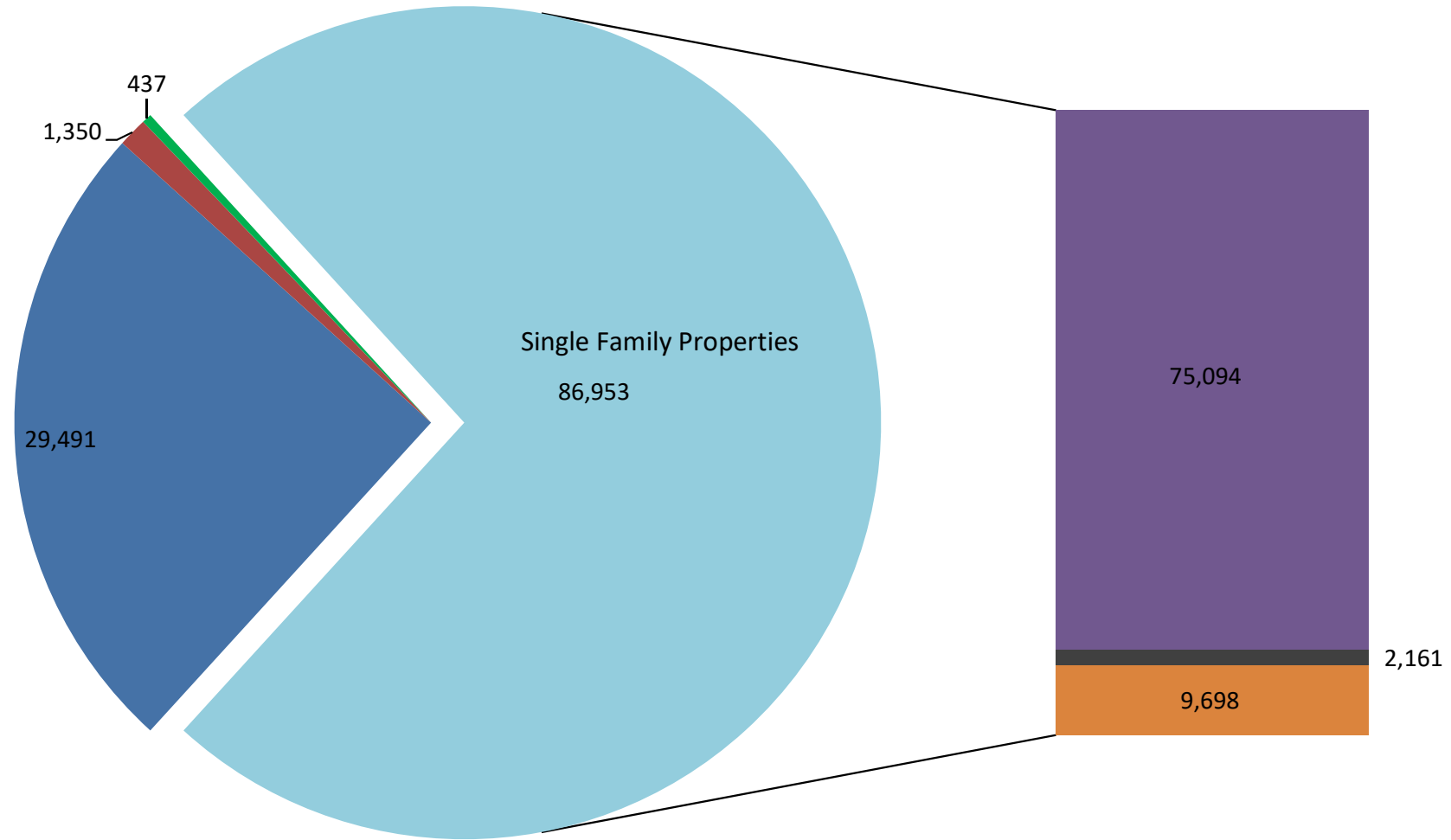
■ Vacant Land ■ Personal Property ■ Improved Parcels ■ Public Service

# 2020 Orleans Parish Parcel Breakdown



■ Vacant Land ■ Personal Property ■ Public Service ■ Commercial Parcels ■ Residential Parcels ■ Exempt Parcels

# Residential Property Type Counts



■ Multi-Family   ■ Apartments   ■ Other Residential   ■ Single Family Homes   ■ Townhomes   ■ Condominiums