

# 2022 Table Breakdown

	Parcel Count	Value	Asmt	Adjusted Asmt
Comm Parcels	7,177	6,860,280,710	884,862,410	883,414,320
Residential Parcels	119,399	32,093,501,830	3,034,752,310	2,555,523,430
Vacant Land Parel (Com)	2,009	386,631,900	38,383,420	38,383,420
Vacant Land Parel (Res)	24,389	638,726,930	63,790,460	63,760,460
Personal Property Parcels	10,827	4,421,922,485	521,496,910	541,743,530
Public Service (Real)	267	125,118,470	16,400,390	16,400,390
Public Service (PP)	97	145,699,970	145,699,970	145,699,970
<b>Totals</b>	<b>164,165</b>	<b>44,671,882,295</b>	<b>4,705,385,870</b>	<b>4,244,925,520</b>
<hr/>				
Homestead Exemptions	66,510			-480,706,970
# of Businesses	10,827			
# of Exempt Properties (RE)	11,625	22,758,533,660	2,789,751,230	0
# of Exempt Properties (PP)	199	24,514,362	1,831,700	0
# of Single Family				
<hr/>				
Total Real Estate	164,599	62,737,675,030	6,811,539,830	3,541,081,630
Total Personal Property	11,026	4,446,436,847	523,328,610	541,743,530
Total Public Service	364	270,818,440	162,100,360	162,100,360
	<b>175,989</b>	<b>67,454,930,317</b>	<b>7,496,968,800</b>	<b>4,244,925,520</b> Total Taxable Asmt

\*\*\* PP Taxable contains Penaltys

# 2022 Fact Sheet for Orleans Parish

7,177 Commercial Parcels  
 0 Industrial Parcels  
 26,398 Vacant Land Parcels  
 119,399 Residential Parcels  
 11,625 Exempt Real Parcels  


---

 164,599 Total Real Property Parcels

Businesses  
 66,510 Homestead Exemptions  
 Special Exemptions +  
 364 Public Service Parcels  
 378,715 Population \*  
 140.71 Eastbank Millage Rate (Per \$1,000 of Assessed Value)  
 141.79 Westbank Millage Rate (Per \$1,000 of Assessed Value)

<b>Current Year --Eastbank</b>	<b>Taxable Assessed</b>		
	<u>Assessed Value #</u>	<u>Value #</u>	<u>Est. Tax Dollars #</u>
2021 Secured Roll	3,745,101,620.00	3,330,719,070.00	468,665,480.34
2021 Supplemental Roll			
<i>Total Secured and Supplemental</i>	3,745,101,620.00	3,330,719,070.00	468,665,480.34

<b>Current Year --Westbank</b>	<b>Taxable Assessed</b>		
	<u>Assessed Value #</u>	<u>Value #</u>	<u>Est. Tax Dollars #</u>
2021 Secured Roll	276,686,980.00	210,362,560.00	29,827,307.38
2021 Supplemental Roll			
<i>Total Secured and Supplemental</i>	276,686,980.00	210,362,560.00	29,827,307.38

	<u>Eastbank #</u>	<u>Westbank #</u>	<u>Total Parish #</u>
Est. Average Tax Bill	3,521.58	1,533.06	3,258.68
Est. Average Tax per Person	N/A	N/A	1,316.27
Est. Average Tax per Household @	N/A	N/A	6,554.20

\* Population Demographics from census.gov is a 2013 Population Estimate  
 + 17,512 Age Asmt Freezes, 464 Disability Asmt Freezes, 386 Veteran Asmt Freezes  
 # Public Service Parcels not included in calculations. Special Asmt Tax Districts not included in calculations.  
 @ Only Includes single family Est. Tax Dollars and parcel counts

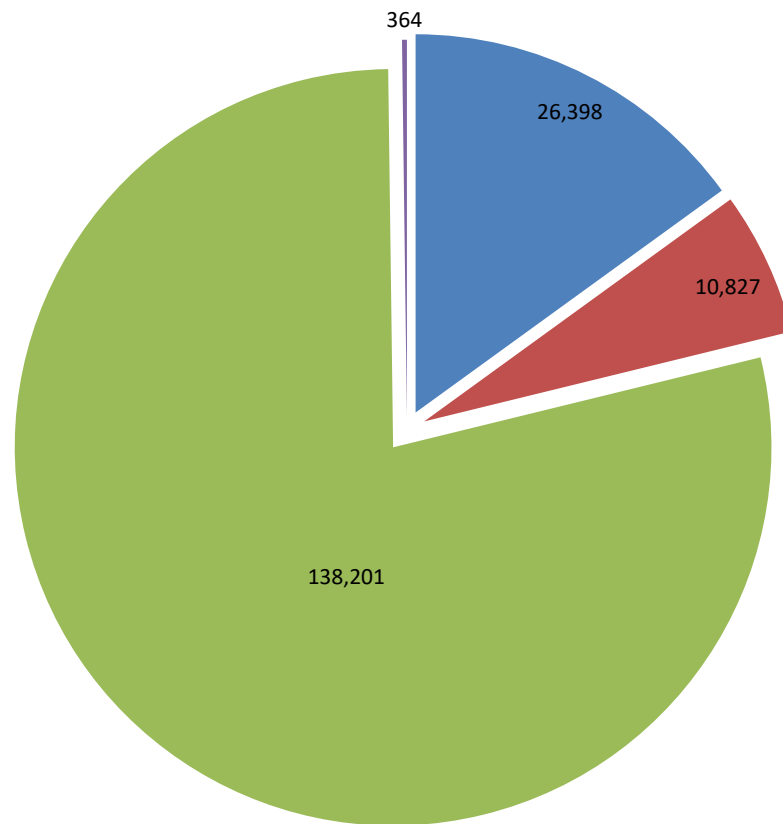
If you live on the **Eastbank**, For every \$100 of taxes:

10.49 GENERAL ALIMONY  
15.40 FIRE & POLICE  
3.41 PUBLIC LIBRARY  
13.55 BOARD OF LIQUIDATION  
11.27 SEWERAGE & WATER BOARD  
1.35 AUDUBON PARK ZOO  
31.48 SCHOOL BOARD  
0.63 ECONOMIC DEVELOPMENT & HOUSING FUND  
1.25 PARKWAY & PARKS  
1.35 RECREATION DEPT  
0.39 CAPITAL IMPROVEMENTS & INFRASTRUCTURE TRUST FUND  
1.23 STREET & TRAFFIC CONTROL  
0.42 CITY PARK IMPROVEMENT  
7.77 ORLEANS LEVEE DIST. (EAST BANK)

If you live on the **Westbank**, For every \$100 of taxes:

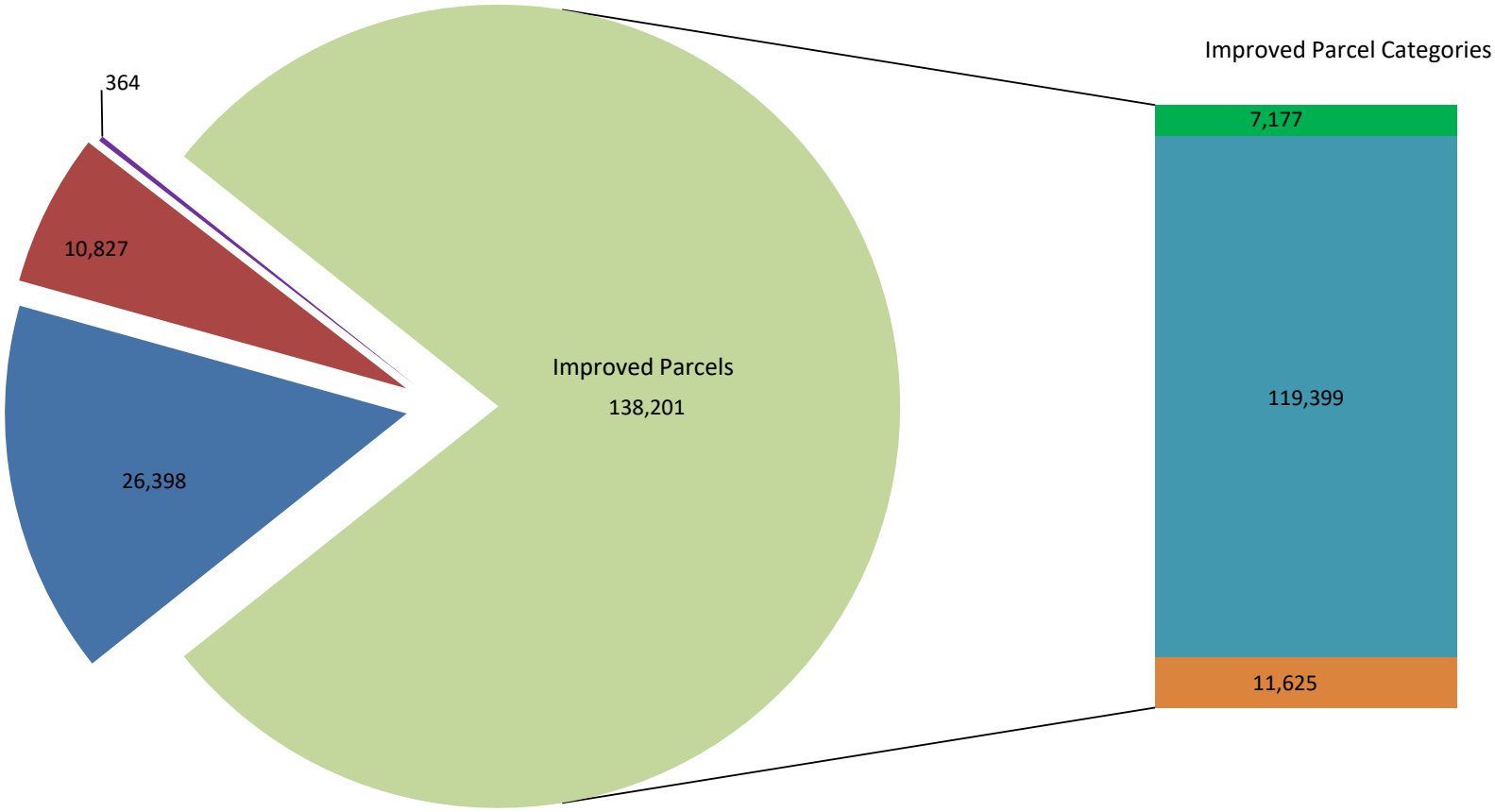
10.41 GENERAL ALIMONY  
15.29 FIRE & POLICE  
3.39 PUBLIC LIBRARY  
13.45 BOARD OF LIQUIDATION  
11.19 SEWERAGE & WATER BOARD  
1.34 AUDUBON PARK ZOO  
31.24 SCHOOL BOARD  
0.63 ECONOMIC DEVELOPMENT & HOUSING FUND  
1.24 PARKWAY & PARKS  
1.34 RECREATION DEPT  
0.39 CAPITAL IMPROVEMENTS & INFRASTRUCTURE TRUST FUND  
1.22 STREET & TRAFFIC CONTROL  
0.42 CITY PARK IMPROVEMENT  
8.45 ORLEANS LEVEE DIST. (WEST BANK)

## 2020 Orleans Parish Parcel Count



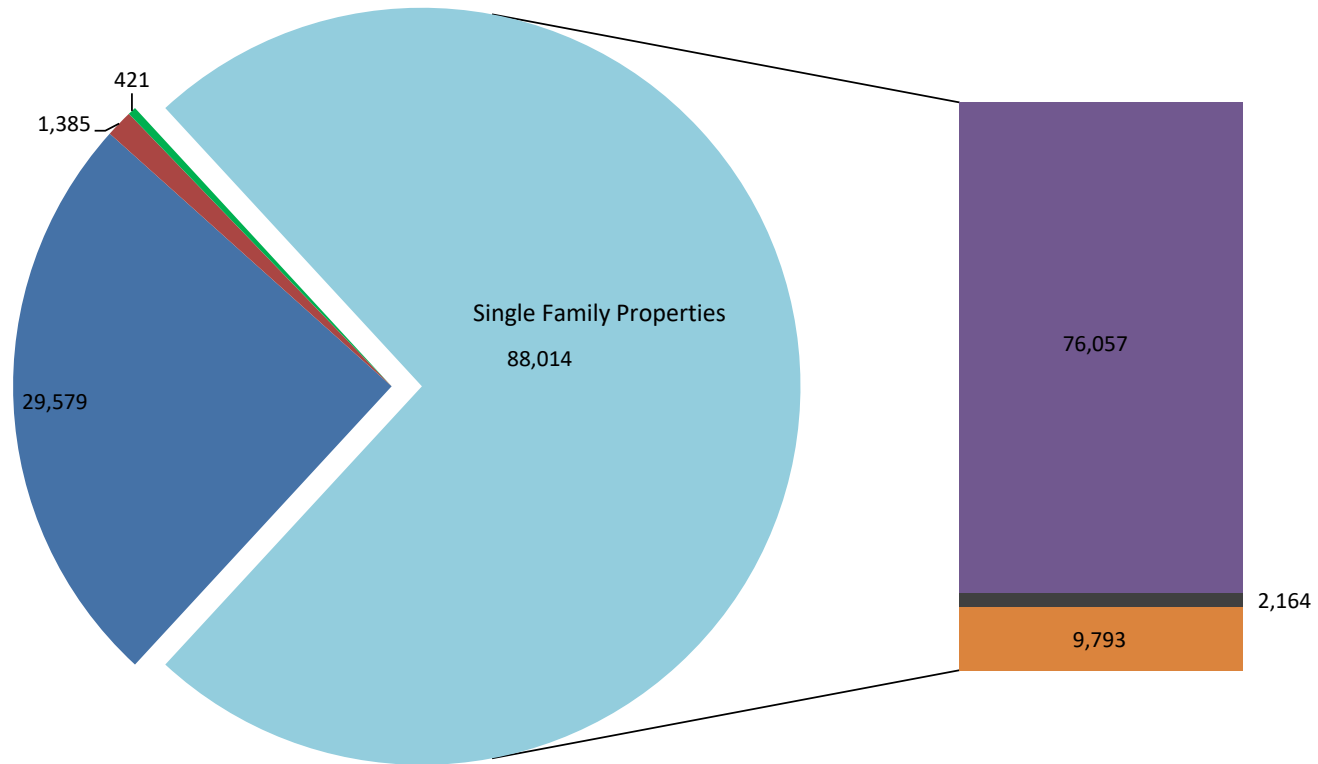
■ Vacant Land ■ Personal Property ■ Improved Parcels ■ Public Service

# 2020 Orleans Parish Parcel Breakdown



■ Vacant Land ■ Personal Property ■ Public Service ■ Commercial Parcels ■ Residential Parcels ■ Exempt Parcels

## Residential Property Type Counts



■ Multi-Family ■ Apartments ■ Other Residential ■ Single Family Homes ■ Townhomes ■ Condominiums